



# Product & System Update

NOVEMBER 2024

# Contents

## PRODUCT UPDATES

---

Exclusive Textured Finish for D30 Bottom Rails [Colourvue]	3
Introducing an easy-connect charger for WhisperTech™ Motors [Colourvue]	4
New Box 160 for Zipscreen & Wire Guide [Shadesol]	5
Exclusive Textured Finish for Zipscreen & Wire Guide [Shadesol]	6

---



PRODUCT Colourvue Roller Blinds & Colourvue Essentials - Motorised Roller Blinds

FINISH Textured

INSTALLATION All

SURCHARGE No

SAMPLING Yes

# Exclusive Textured Finish for D30 Bottom Rails

We're excited to announce the arrival of a **Textured Finish** for the D30 Bottom Rail, exclusively available to TWO through Rollease Acmeda. This edition is available in two sleek colours—white and black—and can be ordered for the D30 Standard or D30 Silent Bottom Rail.

## Key Benefits

- **Enhanced Aesthetic:** The textured, matte finish offers a softer, premium look, blending seamlessly with modern interiors.
- **Durable:** The finish is also highly durable, making scratches and marks less noticeable.
- **Unique Point of Difference:** This textured finish is available only through TWO Australia, giving your customers a unique option not currently found in the market.

## Ordering Details

- **Product:** Available for the Colourvue Roller Blinds and Colourvue Essential - Motorised Roller Blinds programs
- **Component:** Available for both D30 Standard and D30 Silent Bottom Rails.
- **Surcharge:** There is no additional surcharge for this finish

## How To Order

- In the Ordering System, select Textured Black or Textured White from the Base Rail Colour dropdown menu.

## Sampling

- To grab your sample of the new textured finish, please contact your Account Manager.

## Ordering System Update

- The ordering system will be updated to reflect this update by **Friday, 8 November**.





PRODUCT	Colourvue Roller Blinds & Colourvue Essentials - Motorised Roller Blinds		
FINISH	N/A	INSTALLATION	Whispertech™ Motorisation
SURCHARGE	\$15 / Each	SAMPLING	No

# Introducing an easy-connect charger for Whispertech™ Motors

We're excited to announce that charging the Whispertech motor is now even more convenient. The new easy-connect charger features a **separate magnetic USB-C connector** that fits securely into the motor's USB-C port. This innovative design makes it easier than ever for customers to connect the charging cable.

This new charger has replaced the standard white USB-C Charger cable for the Whispertech motor. The cost remains at \$15 each.

## Key Benefits

- **Effortless Connection:** Designed for ease of use, the magnetic end of the cable automatically aligns with the USB-C connector in the motor's port. This eliminates the need to carefully locate the port to plug the cable into the motor, ensuring seamless charging every time.
- **USB-C Connector Per Motor:** To enhance the user experience, every Whispertech motor now comes with a pre-attached USB-C connector.

## Ordering Details

- **Product:** The easy-connect charger is available only for Whispertech motors. Whispertech motors can be ordered for the Colourvue Roller Blinds and Colourvue Essentials Motorised Roller Blinds program.
- **Colour:** Black
- **Surcharge:** \$15 each

## How To Order

- Available to order now, select the Whispertech USB-C Charging Cable from the Controls menu.





PRODUCT Shadesol Zipscreen & Wire Guide

FINISH White, Black, Monument, Custom

INSTALLATION Motorised

SURCHARGE \$702.00 +GST Flat Rate

SAMPLING Upon request

# New Box 160 for Zipscreen & Wire Guide

Introducing the **Box 160**; Rollease Acmeda's cost-effective headbox solution, designed specifically for large blinds. This new option accommodates blinds measuring **5.8m to 7m in width** and up to **3m in drop**, with a maximum coverage area of **21m<sup>2</sup>**.

The Box 160 is an ideal cost-effective replacement for the **Box 190**, which is traditionally used with our Extreme products.

The Extreme products (Box 190) will remain available at your current pricing.

For further details or support, please reach out to your Account Manager.

## Key Benefits

- Slim design, complementing the Box 120.
- Cost-effective solution for large blinds.

## Ordering Details

- **Product:** Available for motorised Zipscreens and Wire Guides.
- **Capacity:** For blinds greater than 5.8m to 7m max, and up to a 3m drop (21m<sup>2</sup> max area). Please note that you can order the Box 160 headbox to match blinds with a width of less than 5.8 m.
- **Colours:** White, Black, Monument, Custom
- **Headbox Item Surcharge:** The Box 160 is surcharged at \$702.00 +GST flat rate.
- **Width Surcharge:** \$767.00 +GST for widths between 5.8m and 7m.

## How To Order


- In the Ordering System, select Box 160 from the Cassette menu.

## Sampling

- If sampling is required, off-cuts can be provided. Please contact your Account Manager for a sample.

## Ordering System Update

- The ordering system will be updated to reflect this update by **Wednesday, 4 December**.





PRODUCT Shadesol Zipscreen & Wire Guide

FINISH Textured Powder Coat

INSTALLATION All

SURCHARGE No

SAMPLING Yes

# Exclusive Textured Finish for Zipscreen & Wire Guide

We're excited to announce the arrival of a **Textured Finish** for the Shadesol Zipscreen and Wire Guide range, exclusively available to TWO through Rollease Acmeda. This addition is available in three colours—white, black and monument.

## Key Benefits

- **Enhanced Aesthetic:** The textured, matte finish offers a more premium look.
- **Durable:** The finish is also highly durable, making scratches and marks less noticeable.
- **Unique Point of Difference:** This textured finish is available only through TWO Australia, giving your customers a unique option not currently found in the market.

## Ordering Details

- **Product:** Available for Zipscreens and Wire Guides.
- **Available Components:** Side channels, F56/F72 Base Rail, Box 120 headbox and Face Fit Rail. This finish is not available for brackets, the Box 160 or 190 headbox.
- **Colours:** White, Black, Monument
- **Surcharge:** There is no additional surcharge for this finish.

## How To Order


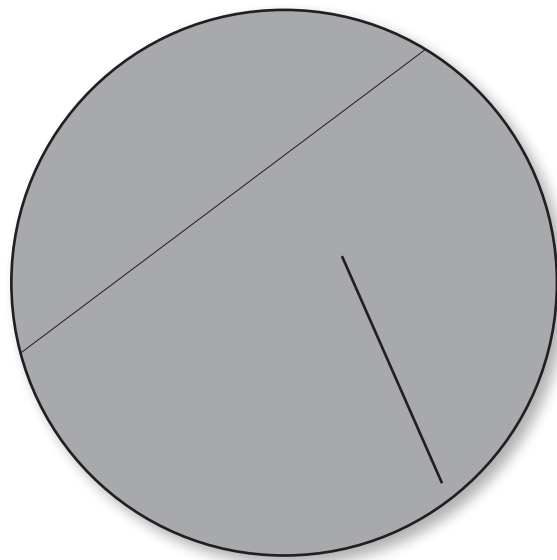
- In the Ordering System, select Textured Black, Textured White or Textured Monument from the Extrusion Colour menu.

## Sampling

- To grab your sample of the new textured finish, please contact your Account Manager.

## Ordering System Update

- The ordering system will be updated to reflect this update by **Wednesday, 4 December**.



**End of Document**

This page has been left blank intentionally